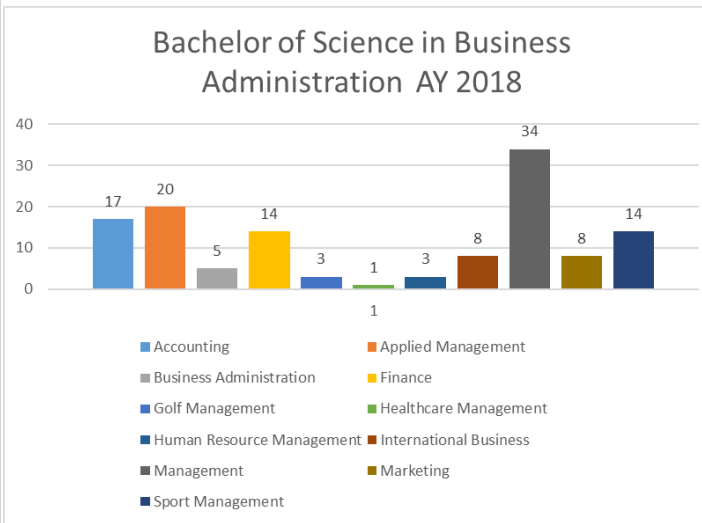
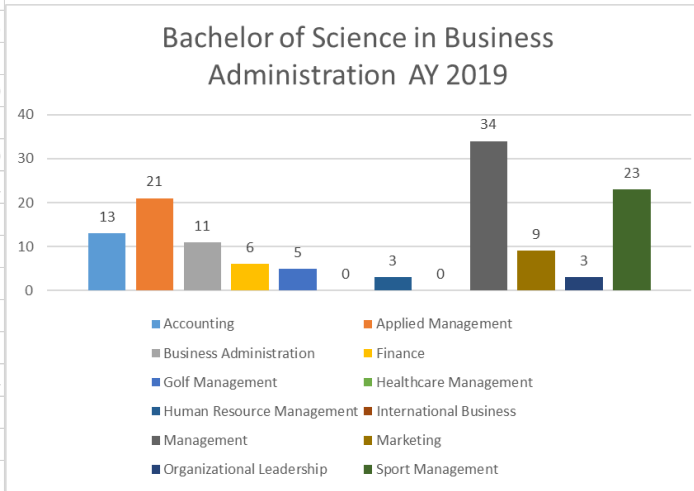


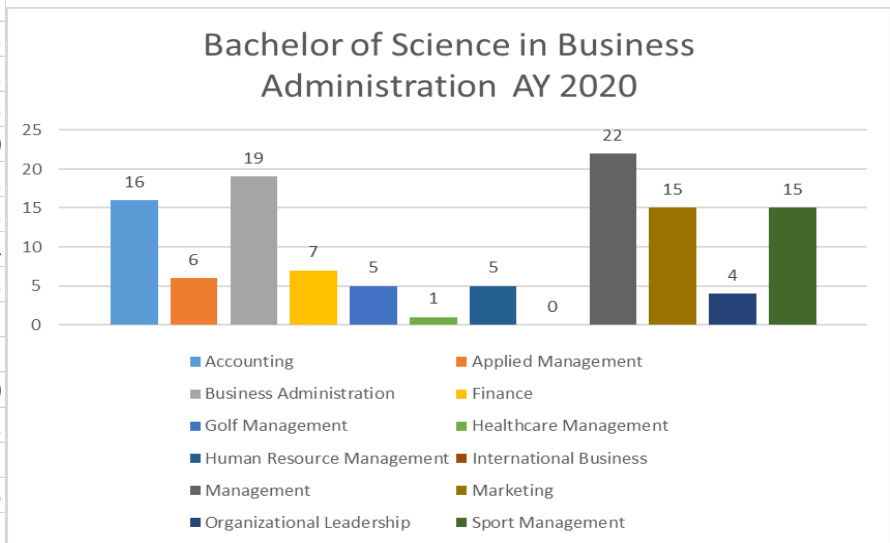
Total Program Graduates	
Bachelor of Science in Business Administration 2018	
Accounting	17
Applied Management	20
Business Administration	5
Finance	14
Golf Management	3
Healthcare Management	1
Human Resource Management	3
International Business	8
Management	34
Marketing	8
Sport Management	14
Associate Programs	
Associate in Business Administration	7
Associate in Accounting	0
Total	134



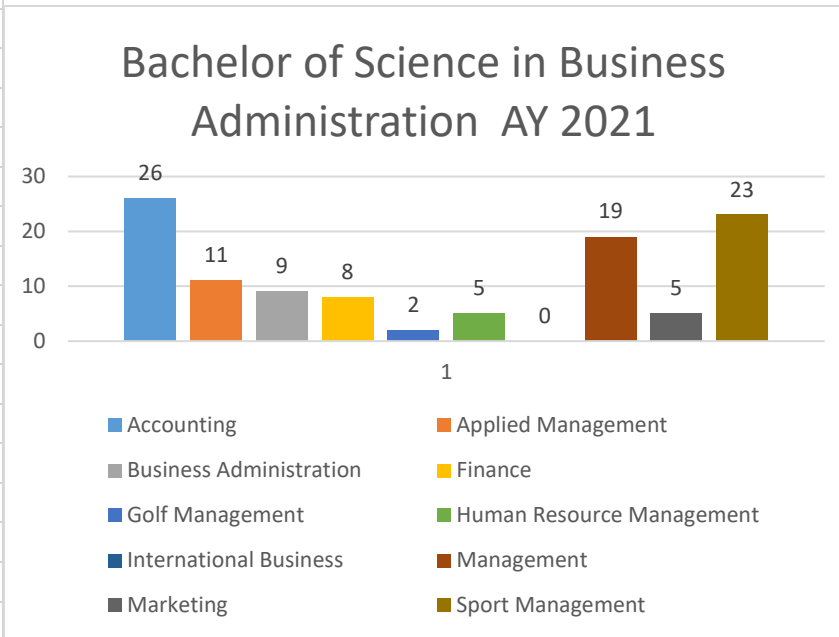
Total Program Graduates	
Bachelor of Science in Business Administration 2019	
Accounting	13
Applied Management	21
Business Administration	11
Finance	6
Golf Management	5
Healthcare Management	0
Human Resource Management	3
International Business	0
Management	34
Marketing	9
Organizational Leadership	3
Sport Management	23
Associate Programs	
Associate in Business Administration	4
Associate in Accounting	2
Total	134

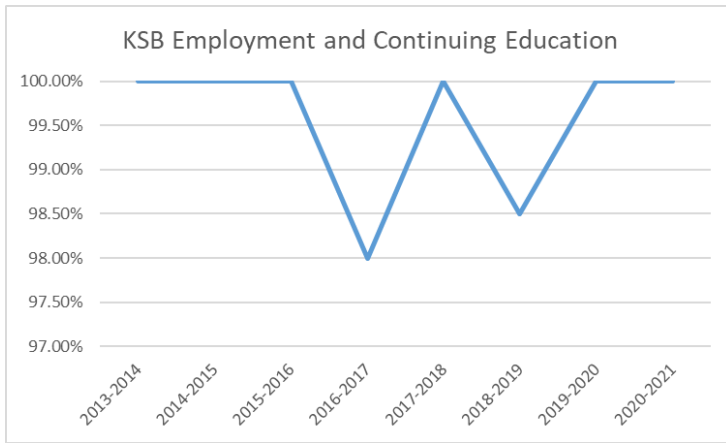


Total Program Graduates	
Bachelor of Science in Business Administration 2020	
Accounting	16
Applied Management	6
Business Administration	19
Finance	7
Golf Management	5
Healthcare Management	1
Human Resource Management	5
International Business	0
Management	22
Marketing	15
Organizational Leadership	4
Sport Management	15
Associate Programs	
Associate in Business Administration	10
Associate in Accounting	1
Total	126

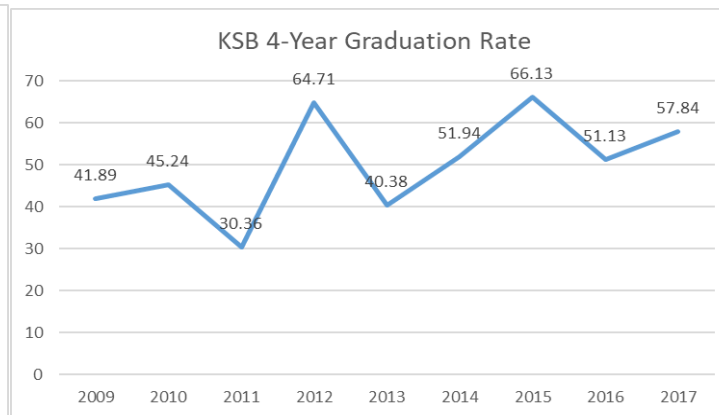
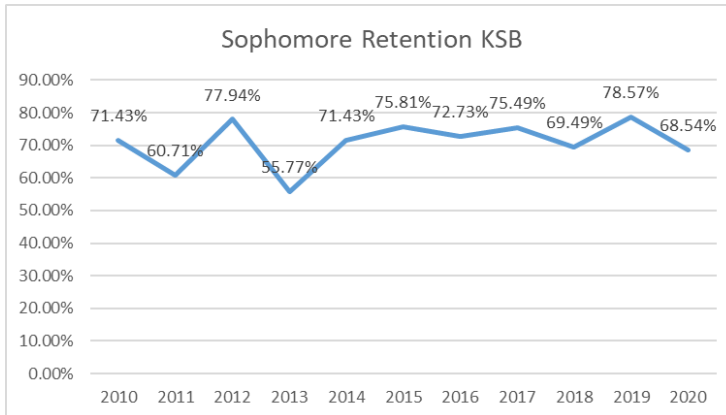


Total Program Graduates	
Bachelor of Science in Business Administration 2021	
Accounting	26
Applied Management	11
Business Administration	9
Finance	8
Golf Management	2
Human Resource Management	5
International Business	0
Management	19
Marketing	5
Sport Management	23
Associate Programs	
Associate in Business Administration	4
Associate in Accounting	1
Total	113





Ketner School of Business Employment Statistics: Overall % of alumni employed or in graduate school for stated period. Goal of 95%.



Ketner School of Business Sophomore Retention: Goal of 80%. Ketner School of Business 4-year Graduation Rate (stated in %) Goal of 50%.

Year	Total New Students	Graduated Students	Still Enrolled Students	Not Enrolled Students	Graduation Retention %
2017	184	88	19	77	58%
2018	138	47	37	54	61%
2019	101	17	62	23	78%

College of Graduate and Professional Studies Graduation Rate: Goal of 60% of entry year.