

Activating your MyTrineFA Account

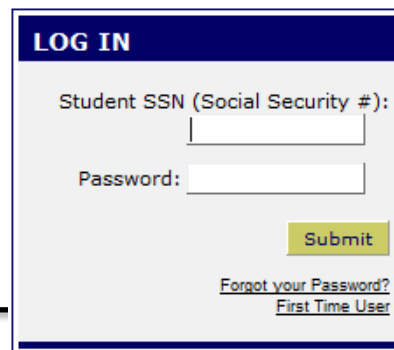
Important things to remember...

- Enter your Social Security Number **without any spaces or dashes**
- Enter your birthdate **with slashes** in this format **mm/dd/yyyy**
- We do not keep track of your password; it can only be temporarily reset if you forget it.

Go to

- <https://mytrinefa.trine.edu>

- Click “First-Time User” in the “LOG IN” box



LOG IN

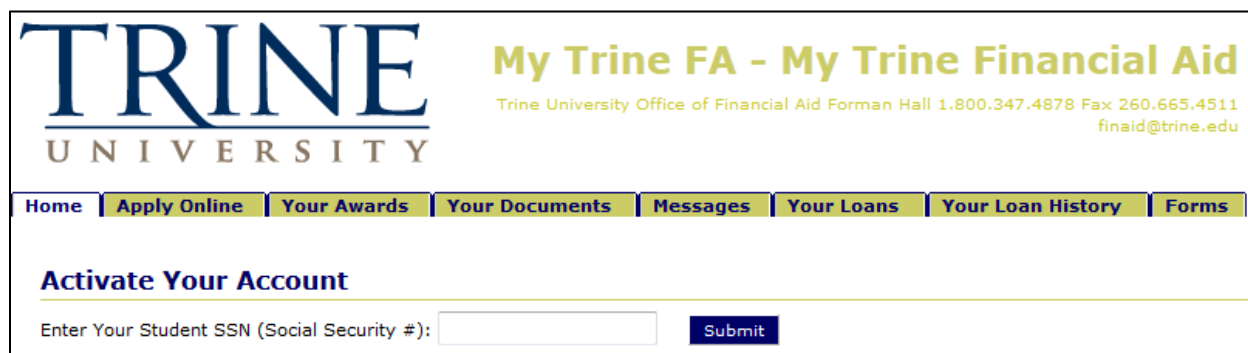
Student SSN (Social Security #):

Password:

[Forgot your Password?](#)
[First Time User](#)

Enter Your SSN

- Enter your SSN **without** any dashes (-) or spaces (.). Click submit.



TRINE
UNIVERSITY

My Trine FA - My Trine Financial Aid
Trine University Office of Financial Aid Forman Hall 1.800.347.4878 Fax 260.665.4511
finaid@trine.edu

[Home](#) | [Apply Online](#) | [Your Awards](#) | [Your Documents](#) | [Messages](#) | [Your Loans](#) | [Your Loan History](#) | [Forms](#)

Activate Your Account

Enter Your Student SSN (Social Security #):

Activate Your Account

• Input your Information

1. Enter the student's date of birth
(**must be entered in this format mm/dd/yyyy**).
2. Enter the student's postal zip code
(**this must match the zip code submitted on the FAFSA**).
3. Choose your two security questions and enter the answer.
4. Enter your desired Password. Must be at least 5 characters in length and cannot contain spaces. Keep this in a safe place so you can access MyTrineFA often.
5. When complete, click the submit button.

Please Verify Your Identity

What is the student's date of birth?

What is the student's postal zip code?

Security Questions

Please select and answer two security questions. We will ask you to answer these questions if you forget your Password.

Question 1:

Mother's maiden name

Answer 1:

Question 2:

Mother's maiden name

Answer 2:

Change Password


Your Password must be at least 5 characters in length and cannot contain spaces

Enter Your New Password:

Confirm Your New Password:

Log In

After you have activated your account, you will be taken back to the main Log In screen where you can use your SSN (with no dashes or spaces) and your recently created Password to log in.



The screenshot shows a 'LOG IN' form with two input fields: 'Student SSN (Social Security #):' and 'Password:'. Both fields are circled in black. Below the fields is a 'Submit' button and two links: 'Forgot your Password?' and 'First Time User'.

Questions?

Trine University
Financial Aid Office
1 University Ave
Angola, IN 46703

Main Campus
800.347.4878 option 3
260.665.4511 fax
finaid@trine.edu

CGPS
877.294.4878
260.665.4511 fax
spsfinaid@trine.edu