

How-to
complete...



Financial Awareness Counseling ...for previous Federal Loan Borrowers

As the Student borrower you will need...

- Your Department of Education issued FSA ID (the same FSA ID used for the FAFSA). Go to [FSAID.ed.gov](https://fsaid.ed.gov) to retrieve your FSA ID if you have forgotten, or to apply for a new FSA ID. You should already have one if you've completed a FAFSA this year.
- Your social security number, date of birth, and driver's license number.
- Two personal references (full name, address, and telephone number) whom you have known for at least three years. Each reference provided must reside at a different U.S. address as well as different from the student's address.
- Approximately 30 minutes to complete.

Log-In

• studentloans.gov

- In the upper right of the screen click on the  button to begin and fill in the required information (FSA Username and Password).
- Once you have confirmed your information, select what you would like to do by clicking on 

Complete Counseling

• Financial Awareness Counseling

Step 1: Counseling Type →

Scroll down to “**Financial Awareness Counseling**” and click on the “**Start**” button to begin.



Financial Awareness Counseling

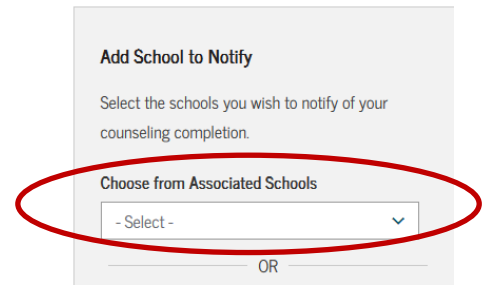
Financial Awareness Counseling provides tools and information to help you understand your financial aid and help you manage your finances.

Complete this counseling any time.

START

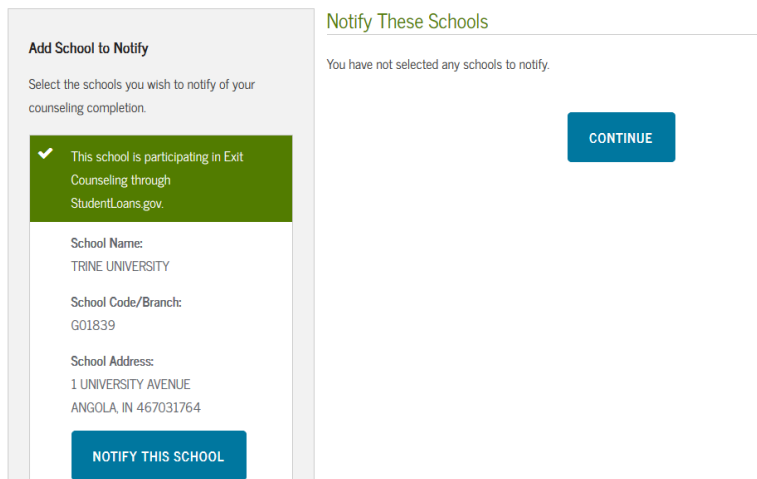
Step 2: School to Notify Information

- a. Use the drop down box to select “**Trine University**”. Our information should automatically populate.



The screenshot shows a form titled "Add School to Notify". Below the title is the instruction "Select the schools you wish to notify of your counseling completion." There is a dropdown menu labeled "Choose from Associated Schools" with the text "- Select -" and a downward arrow. This dropdown menu is circled in red. Below the dropdown is an "OR" separator.

- b. Click “**Notify This School**” and then “**Continue**”.



The screenshot shows two panels. The left panel is titled "Add School to Notify" and contains the instruction "Select the schools you wish to notify of your counseling completion." Below this is a green box with a checkmark and the text "This school is participating in Exit Counseling through StudentLoans.gov." Below the green box are the following details: "School Name: TRINE UNIVERSITY", "School Code/Branch: G01839", and "School Address: 1 UNIVERSITY AVENUE, ANGOLA, IN 467031764". At the bottom of this panel is a blue button labeled "NOTIFY THIS SCHOOL". The right panel is titled "Notify These Schools" and contains the text "You have not selected any schools to notify." Below this text is a blue button labeled "CONTINUE".

Step 3: Counseling Session/Quiz

Proceed through the Financial Awareness Counseling session by answering a series of questions in 5 sections. When you reach the Financial Awareness Counseling Summary page a message will appear that you have successfully completed the Financial Awareness Counseling requirement.

The Trine University Financial Aid Office will be notified the counseling is complete within 24-48 business hours. If after that point you receive notification we have not received the paperwork, please contact our offices at 800.347.4878.