

PLUS Loan for Parents

As the Parent borrower you will need...

- Applicant/Parent's Department of Education issued FSA ID (the same FSA ID used for the FAFSA). Go to [FSAID.ed.gov](https://fsaid.ed.gov) to retrieve your FSA ID immediately if you have forgotten, or to apply for FSA ID. As of May 10, 2015 the PIN was discontinued.
- Your social security number, date of birth, and driver's license number.
- Two personal references (full name, address, and telephone number) whom you have known for at least three years, Each reference provided must reside at a different U.S. address as well as different from the student's address.
- Approximately 25 minutes to complete.
- Know what you want to Borrow.

HELPFUL HINT:
COMPLETE OUR "COST OF ATTENDANCE WORKSHEET" TO
DETERMINE YOUR TOTAL YEARLY LOAN AMOUNT TO REQUEST

Log-In


- studentloans.gov

In the upper right of the screen click on the LOG-IN BUTTON.

Make sure your personal information is correct on the right side then click on the "Direct PLUS Loan" button.



Then click the "Start" button on this section.



Direct PLUS Loan Application for Parents
William D. Ford Federal Direct Loan Program
Federal Direct PLUS Loan Request for Supplemental Information

Parents must be logged in using their own FSA ID.

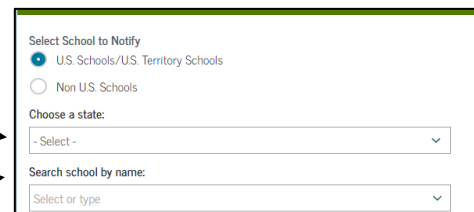
START

Step 1

- School & Loan Info

- Select the correct award year for which you are applying.
- Complete the student information section or select your student from the list.
- Complete the Deferment questions.
- Decide if you would like the school to use loans funds to satisfy other charges.
- Complete Credit Balance Option.
- Select Trine University as your School
- Then select the loan amount you desire. Keep in mind when you specify your amount, the net amount applied to the students account will be 4.248% less because of the origination fee.
- Then click "Continue."

Indiana
Trine University

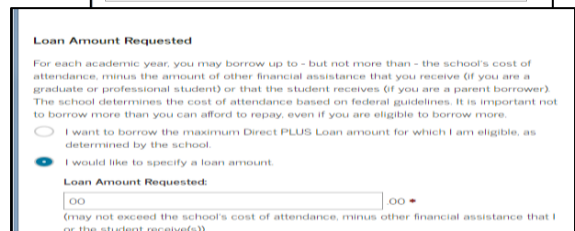


Select School to Notify

U.S. Schools/US Territory Schools
 Non U.S. Schools

Choose a state:
-Select-

Search school by name:
Select or type



Loan Amount Requested

For each academic year, you may borrow up to - but not more than - the school's cost of attendance, minus the amount of other financial assistance that you receive (if you are a graduate or professional student) or that the student receives (if you are a parent borrower). The school determines the cost of attendance based on federal guidelines. It is important not to borrow more than you can afford to repay, even if you are eligible to borrow more.

I want to borrow the maximum Direct PLUS Loan amount for which I am eligible, as determined by the school.
 I would like to specify a loan amount.

Loan Amount Requested: .00

(may not exceed the school's cost of attendance, minus other financial assistance that I or the student receive(s).)

Step 2 & 3

- Borrower Info & Review

Fill out the Borrower Info Section and then click "Continue"

- Review all of your information for accuracy, and then click "Continue."

Step 4

- Credit Check & Submit

- You also must read and agree to the statements that are listed below the important notices. Then click the “Continue.”
 **If you are approved, and this is your first time using a PLUS LOAN for this student, please move on to complete the MASTER PROMISSORY NOTE (MPN) to finalize the loan. If you have already had a PLUS LOAN for this student and completed the MPN before, you are finished.

At the end of Step 4, click on...

Complete a Master Promissory Note

Step 5

• Information

Click this to begin →

Complete the requested information such as home phone number, address, driver’s license number, etc.

Step 6

• References

Complete both (2) required references.

NOTE: References must reside at different addresses.

Click “Continue.”

Step 7

• Terms & Conditions

Read and review the terms and conditions, check the box to indicate that you have reviewed the information and then click “Continue.”

Step 8

• Review & Sign

The final step is to make sure all information is correct and then electronically sign the MPN. Your name must be exactly as you typed it when you applied for your FSA ID, this includes capitalization! Do this in the boxes at the bottom of the page and click the “Sign” button.

You have completed your Direct Parent PLUS Master Promissory Note. Trine University will receive notification electronically within 5-7 business days. If after that point you receive notification we have not received the paperwork, please contact our offices at 800-347-4878 option 3.