

As the Student Borrower you will need...

- Your Department of Education issued FSA ID (the same FSA ID used for the FAFSA). Go <https://studentaid.gov/fsa-id/sign-in/landing> to retrieve your FSA ID immediately if you have forgotten, or to apply for a FSA ID.
- Your social security number, date of birth, and driver's license number.
- Two personal references (full name, address, and telephone number) whom you have known for at least three years. Each reference provided must reside at a different U.S. address as well as different from the student's address.
- Approximately 30 minutes to complete.

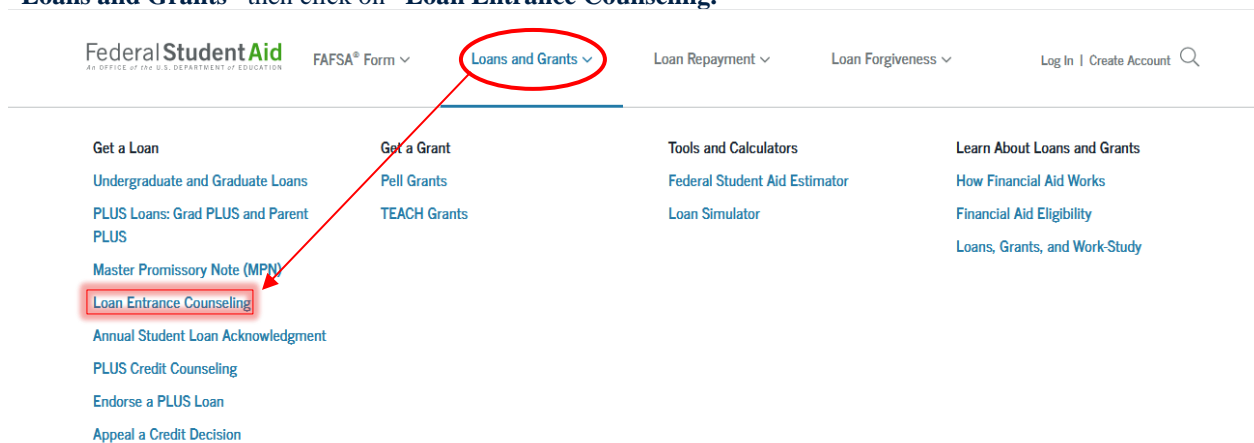
Log-in

• <https://studentaid.gov>

In the middle of the screen click on the
Once you have confirmed your
“Loans and Grants” then click on “Loan Entrance Counseling.”

Log In

button to begin and fill in the required information.
information, select what you would like to do by hovering on



Complete Counseling

• [Entrance Counseling](#)

Step 1:

Click on “Start” to begin.



I am a Graduate or Professional Student ?

Entrance counseling for graduate or professional students is required if you have not previously received a Direct Unsubsidized Loan or Direct PLUS Loan.

You're a graduate or professional student if you are enrolled in a program or course above the bachelor's degree level (such as a master's degree or Ph.D. program) or who is enrolled in a program leading to a professional degree (for example, J.D. or M.D.).

Start



Step 2: School Information

Select “Indiana” and “Trine University” from the drop down boxes and click “Notify This School”.

Step 3: Student Type

Be sure to select as Graduate student

Select Student Type

- ☐ I am completing entrance counseling to receive Direct Loans as an undergraduate  student.
- ☒ I am completing entrance counseling to receive Direct Loans as a graduate or professional  student.

Continue

Add School to Notify

Select up to 3 schools you wish to notify of your counseling completion.

Choose from Associated Schools

- Select -

OR

Select School to Notify

☒ U.S. Schools/U.S. Territory Schools

☐ Non U.S. Schools

Choose a state:

- Select -

Search school by name:

Select no type

Submit Counseling

You will now answer a series of questions to finish the entrance counseling. When finished be sure to click “Submit Counseling”

It is **IMPORTANT** you continue and complete the MPN after submitting counseling!

Hover over “Loans and Grants” and click on “Master Promissory Note (MPN)”

Federal Student Aid AN OFFICE OF THE U.S. DEPARTMENT OF EDUCATION

FAFSA® Form ▾

Loans and Grants ▾

Loan Repayment ▾

Loan Forgiveness ▾

Log In | Create Account 🔍

Get a Loan

- Undergraduate and Graduate Loans
- PLUS Loans: Grad PLUS and Parent PLUS
- Master Promissory Note (MPN)**
- Loan Entrance Counseling
- Annual Student Loan Acknowledgment
- PLUS Credit Counseling
- Endorse a PLUS Loan
- Appeal a Credit Decision

Get a Grant

- Pell Grants
- TEACH Grants

Tools and Calculators

- Federal Student Aid Estimator
- Loan Simulator

Learn About Loans and Grants

- How Financial Aid Works
- Financial Aid Eligibility
- Loans, Grants, and Work-Study

MPN

• Complete your MPN in Four Steps.



I'm a Graduate/Professional Student

PLUS MPN or MPN for Subsidized/Unsubsidized Loans for Graduate/Professional Students

Find and use the MPN that you need as a graduate or professional degree student to borrow federal student loans. Graduate/professional students can be eligible for Direct Unsubsidized Loans, Direct PLUS Loans, or both. You need to complete an MPN for each loan type you intend to receive. You should request Direct Unsubsidized Loans up to your full eligibility before borrowing Direct PLUS Loans. [Learn More](#)

Select MPN Type

OMB No. 1845-0007 • Form Approved

Click start to begin

MPN for Subsidized and Unsubsidized Loans

Use this MPN for Direct Unsubsidized Loans available to eligible graduate/professional students. You may also need to complete an MPN for Direct PLUS Loans.

[Download PDF](#) | [Preview Read-Only](#)

Start

OMB No. 1845-0007 • Form Approved

Step 1: Information

Complete the requested information such as home phone number, address driver's license number, etc.

Step 2: References

Complete both (2) required references and click **“Continue”**. (NOTE: References must reside at **different** addresses)

Step 3: Terms & Conditions

Read and review the terms and conditions, check the box to indicate that you have reviewed the information and then click **“Continue”**.

Step 4: Review & Sign

The final step is to make sure all information is correct. Your name must be entered exactly as it was when you signed up for your FSA ID, this includes capitalization. Next, electronically sign your (the student's) MPN by clicking the **“Sign”** button.

First Name:	<input type="text"/>	Middle Initial:	<input type="text"/>	Last Name:	<input type="text"/>	<input type="button" value="Sign"/>
The time and date of your signature will be recorded and be made part of your completed MPN.						

You have completed your Direct Loan Graduate Entrance Counseling and Master Promissory Note. Trine University will receive notification electronically within 5-7 business days. If after that point you receive a notification, we have not received the paperwork, please contact our offices at 800-347-4878.